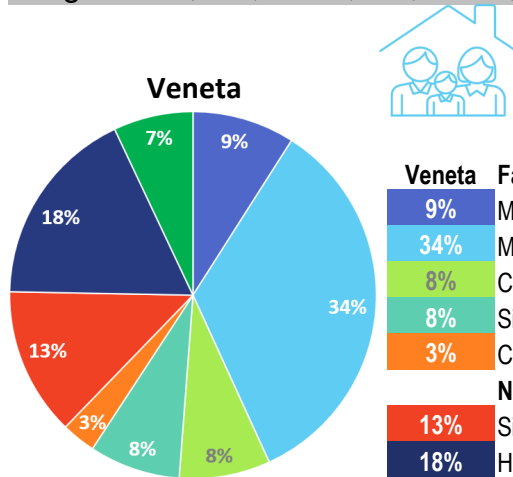
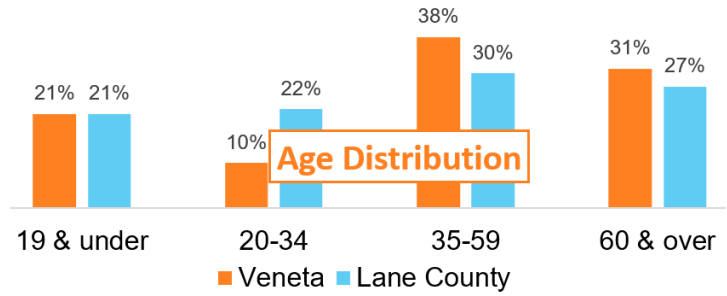


# Veneta Community Profile 2023

## Population Growth

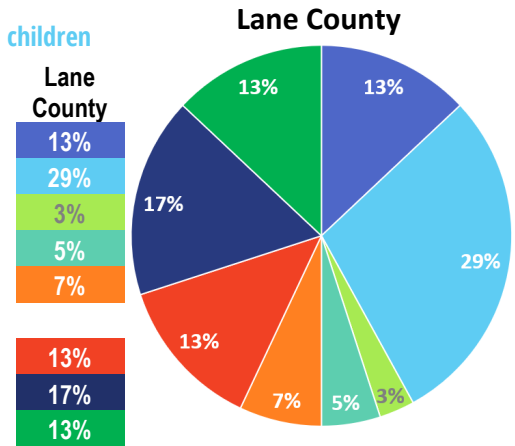
	2000	2010	2023	Average Annual 2000-2023
Veneta	2,755	4,565	5,191	3.84%
Lane	322,959	352,010	382,628	0.80%
Oregon	3,421,399	3,837,300	4,238,714	1.04%



## Household Types

Veneta tends to have younger households with children

Veneta Family Households	
9%	Married-couple family with Children
34%	Married-couple family without Children
8%	Cohabiting couple household with Children
8%	Single headed households with children
3%	Cohabiting couple household without Children
Non-Family Households	
13%	Single headed households without children
18%	Householder < 65 living alone
7%	Householder 65+ living alone

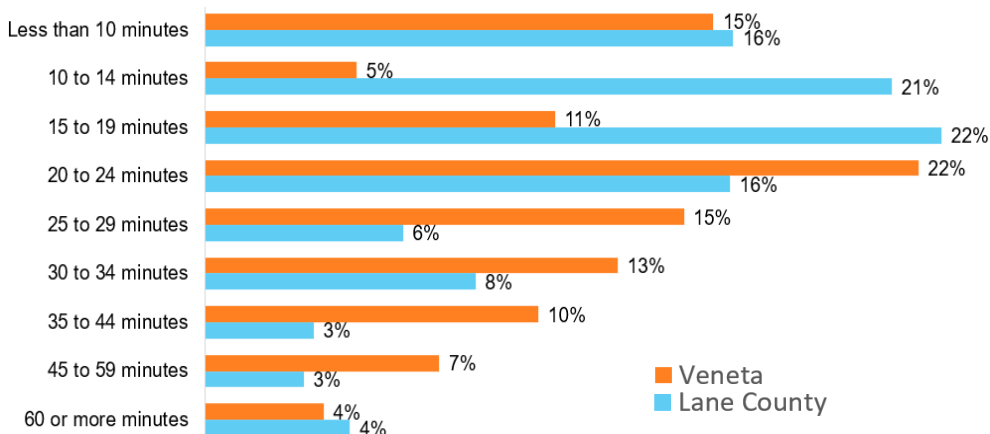


## Select Demographics

	Veneta	Lane County
Median Age	47.5	40.2
Average Household Size	2.25	2.34
Owner Occupied Household Size	2.23	2.44
Renter Occupied Household Size	2.29	2.2
Avg. Family Size	2.5	2.84
% Owner Occupied	80.9%	59.4%
% Renter Occupied	19.1%	40.6%
Median Home Value	\$318,800	\$395,800
Median Household Income	\$61,949	\$69,311

Margin of Error: Veneta Median Home Value +/- \$40,994

## Commute Times (% of all workers)



Veneta Resident's mean travel time to work:  
20.1 Minutes