

Veneta Community Profile 2014

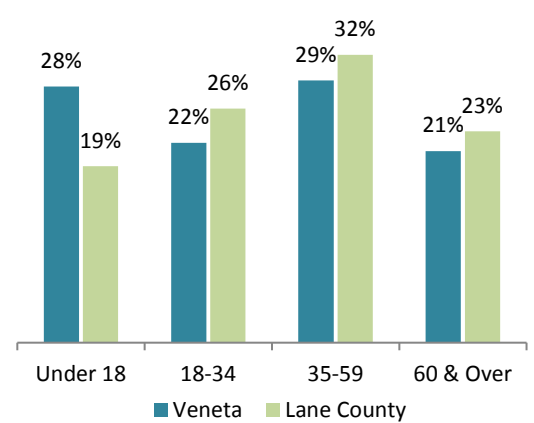
Population & Average Annual Growth Rate

	2000	2010	2014	AAGR 2000-2014
Veneta	2,762	4,565	4,690	3.9%
Lane County	322,959	352,010	358,805	0.8%
Oregon	3,421,399	3,837,300	3,962,710	1.1%

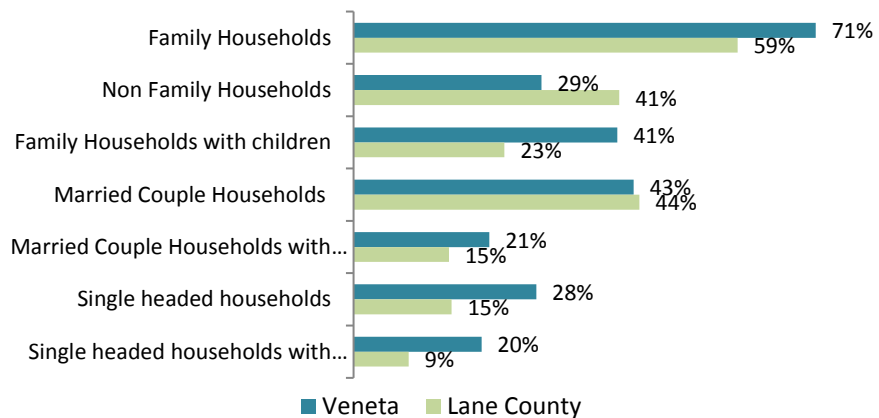
AAGR = Average Annual Growth Rate



Age Distribution

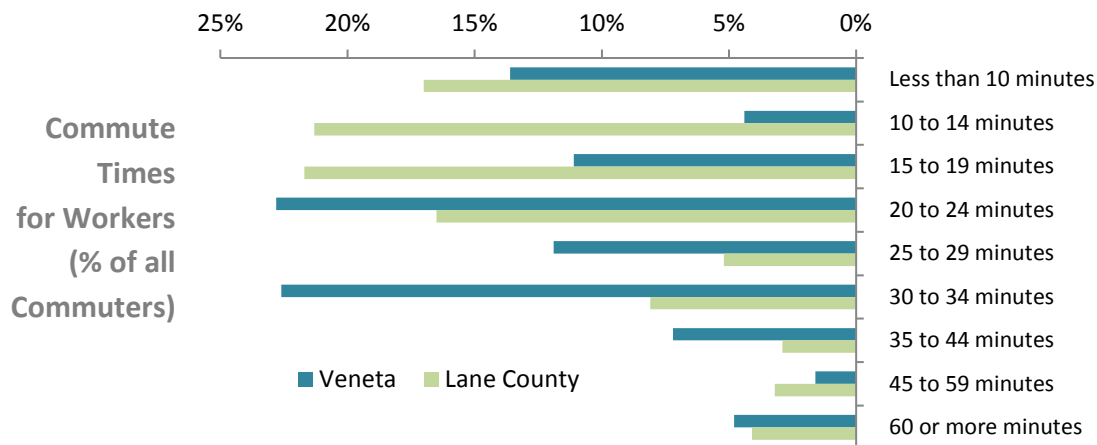


Selected Household Types



Selected Demographics

	Veneta	Lane County
Median Age	34.9	39.2
Average Household Size	2.75	2.38
Average Family Size	3.16	2.9
Housing - % Owner Occupied	65.6%	59.3%
Housing - Percent Renter Occupied	34.4%	40.7%
Median Home Value	\$169,400	\$214,300
Median Household Income	\$45,705	\$43,685



**Mean Travel
Time to Work
27 Minutes**