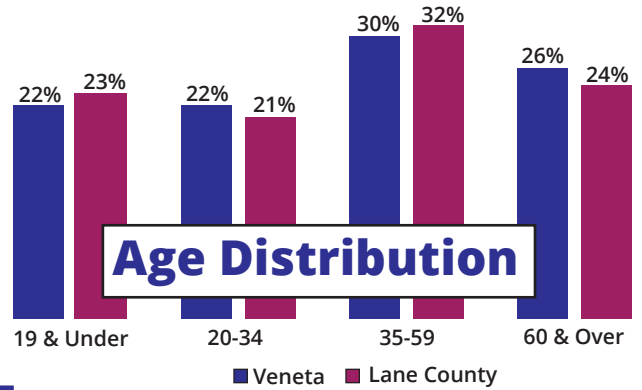


Veneta Community Profile 2020

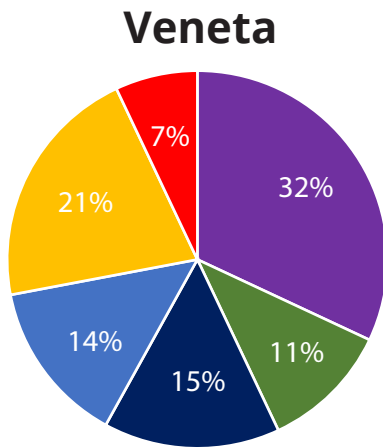
Population Growth

	2000	2010	2020	AAGR 2000-2020
Veneta	2,755	4,565	5,010	4.09%
Lane County	322,959	352,010	377,749	0.85%
Oregon	3,421,399	3,837,300	4,176,346	1.10%

AAGR = Average Annual Growth Rate



Household Types



Veneta

72% Family Households

- 11% Married-couple family without children
- 32% Married-couple family with children
- 15% Single headed family with children
- 14% Single headed family without children

28% Non-Family Households

- 21% Householder < 65 or not living alone
- 7% Householder 65+ living alone

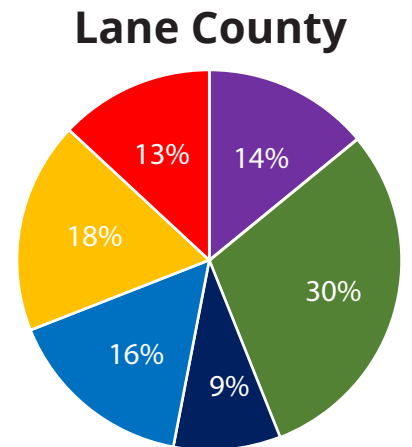
Lane County

69% Family Households

- 30% Married-couple family without children
- 14% Married-couple family with children
- 9% Single headed family with children
- 16% Single headed family without children

31% Non-Family Households

- 18% Householder < 65 or not living alone
- 13% Householder 65+ living alone

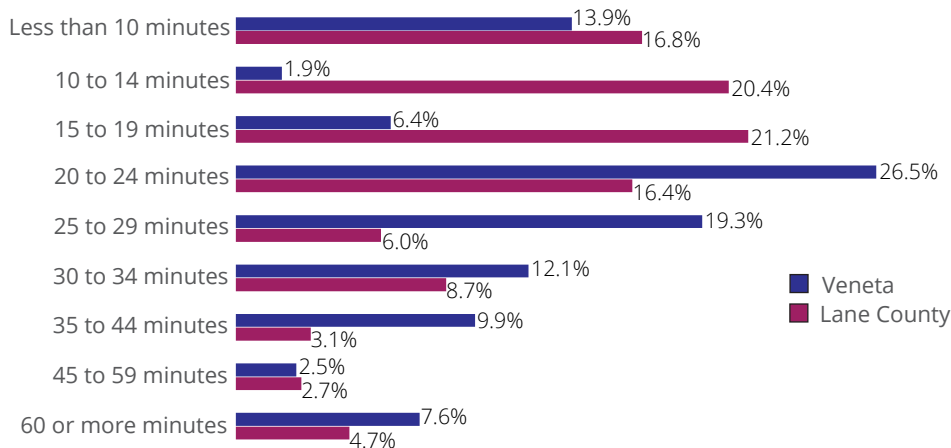


Select Demographics

	Veneta	Lane County
Median Age	44.6	39.7
Average Household Size	2.42	2.39
Owner Occupied	2.39	2.46
Renter Occupied	2.56	2.3
Average Family Size	2.81	2.9
Housing - % Owner Occupied	80.5	59.1
Housing % - Renter Occupied	19.5	40.9
Median Home Value	\$220,100	\$280,000
Median Household Income	\$49,240	\$54,942

Margin of Error: Veneta Median Home Value +/- \$17,894

Commute Times (% of all workers)



Veneta Worker's mean travel time to work
27.6 minutes